

Crash Recovery

Chapter 18

Sina Meraji

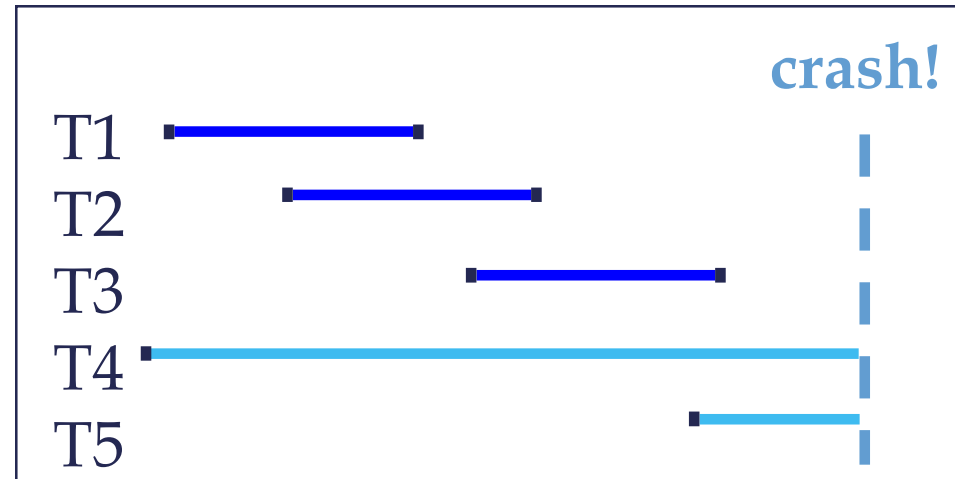
Review: The ACID properties

- **A**tomicity: All actions in the Xact happen, or none happen.
- **C**onsistency: If each Xact is consistent, and the DB starts consistent, it ends up consistent.
- **I**solation: Execution of one Xact is isolated from that of other Xacts.
- **D**urability: If a Xact commits, its effects persist.
- The **Recovery Manager** guarantees Atomicity & Durability.

Motivation

- Atomicity:
 - Transactions may abort (“Rollback”).
- Durability:
 - What if DBMS stops running? (Causes?)

- Desired Behavior after system restarts:
 - T1, T2 & T3 should be durable.
 - T4 & T5 should be aborted (effects not seen).



Assumptions

- Concurrency control is in effect.
 - **Strict 2PL**, in particular.
- Updates are happening “in place”.
 - i.e. data is overwritten on (deleted from) the disk.
- A simple scheme to guarantee Atomicity & Durability?

Handling the Buffer Pool


- **Force** every write to disk on commit?
 - Poor response time.
 - But provides durability.
- **Steal** buffer-pool frames from uncommitted Xacts?
 - If not, poor throughput.
 - If so, how can we ensure atomicity?

	No Steal	Steal
Force	Trivial	
No Force		Desired

More on Steal and Force

- STEAL (why enforcing Atomicity is hard)
 - *To steal frame F*: Current page in F (say P) is written to disk; some Xact holds lock on P.
 - What if the Xact with the lock on P aborts?
 - Must remember the old value of P at steal time (to support UNDOing the write to page P).
- NO FORCE (why enforcing Durability is hard)
 - What if system crashes before a modified page is written to disk?
 - Write as little as possible, in a convenient place, at commit time, to support REDOing modifications.

Basic Idea: Logging




- Record REDO and UNDO information, for every update, in a *log*.
 - Sequential writes to log (put it on a separate disk).
 - Minimal info (diff) written to log, so multiple updates fit in a single log page.
- Log: An ordered list of REDO/UNDO actions
 - Log record contains:
 - $\langle \text{XID, pageID, offset, length, old data, new data} \rangle$
 - and additional control info (which we'll see soon).

Write-Ahead Logging (WAL)

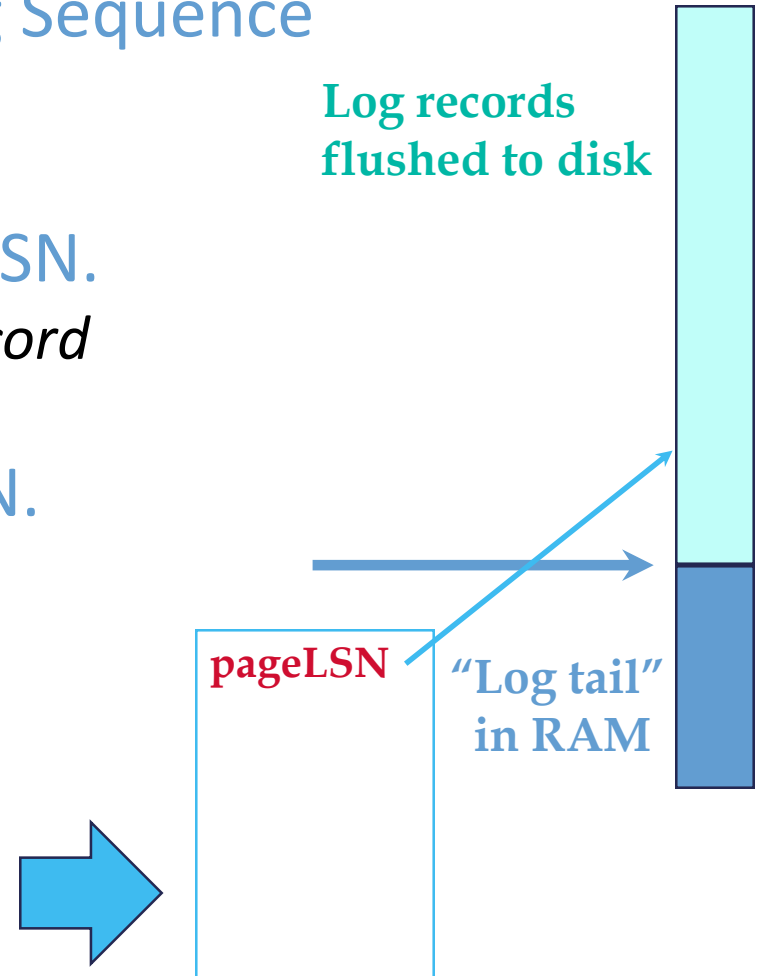
- The **Write-Ahead Logging** Protocol:
 - Must **force** the **log record** for an update before the corresponding **data page** gets to disk.
 - Must **write all log records** for a Xact before commit.
- #1 guarantees Atomicity.
- #2 guarantees Durability.

- Exactly how is logging (and recovery!) done?
 - We'll study the ARIES algorithms.

WAL & the Log

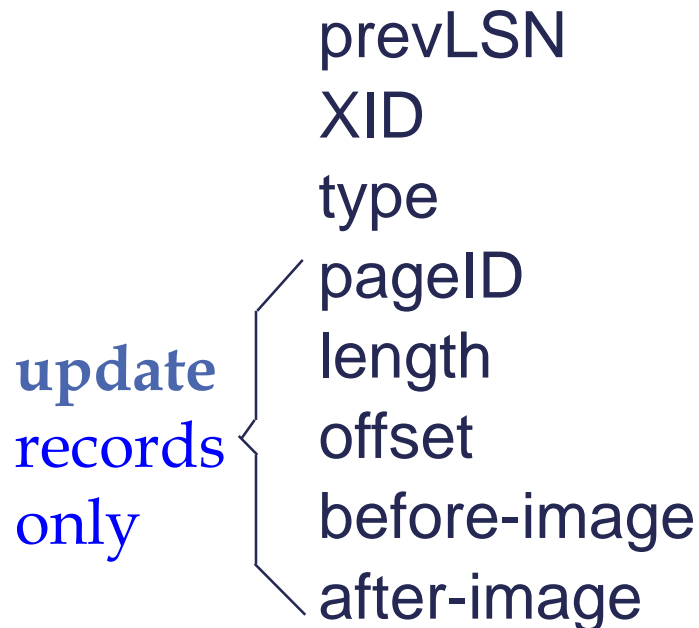


- Each log record has a unique **Log Sequence Number (LSN)**.
 - LSNs always increasing.
- Each *data page* contains a **pageLSN**.
 - The LSN of the most recent *log record* for an update to that page.
- System keeps track of **flushedLSN**.
 - The max LSN flushed so far.
- WAL: *Before* a page is written,
 - $\text{pageLSN} \leq \text{flushedLSN}$



Log Records

LogRecord fields:



Possible log record types:

- **Update**
- **Commit**
- **Abort**
- **End** (signifies end of commit or abort)
- **Compensation Log Records (CLRs)**
 - for UNDO actions

Other Log-Related State

- Transaction Table:

- One entry per active Xact.
- Contains **XID**, **status** (running/committed/aborted), and **lastLSN**.

- Dirty Page Table:

- One entry per dirty page in buffer pool.
- Contains **recLSN** -- the LSN of the log record which **first** caused the page to be dirty.

Normal Execution of an Xact

- Series of **reads & writes**, followed by **commit** or **abort**.
 - We will assume that write is atomic on disk.
 - In practice, additional details to deal with non-atomic writes.
- **Strict 2PL**.
- STEAL, NO-FORCE buffer management, with **Write-Ahead Logging**.

Checkpointing

- Periodically, the DBMS creates a checkpoint, in order to minimize the time taken to recover in the event of a system crash. Write to log:
 - begin_checkpoint record: Indicates when chkpt began.
 - end_checkpoint record: Contains current *Xact table* and *dirty page table*. This is a 'fuzzy checkpoint':
 - Other Xacts continue to run; so these tables accurate only as of the time of the begin_checkpoint record.
 - No attempt to force dirty pages to disk; effectiveness of checkpoint limited by oldest unwritten change to a dirty page. (So it's a good idea to periodically flush dirty pages to disk!)
 - Store LSN of chkpt record in a safe place (*master* record).

The Big Picture: What's Stored Where



LogRecords

prevLSN
XID
type
pageID
length
offset
before-image
after-image



Data pages

each
with a
pageLSN

master record



Xact Table

XID
lastLSN
status

Dirty Page Table


recLSN

flushedLSN

Simple Transaction Abort

- For now, consider an explicit abort of a Xact.
 - No crash involved.
- We want to “play back” the log in reverse order, UNDOing updates.
 - Get **lastLSN** of Xact from Xact table.
 - Can follow chain of log records backward via the **prevLSN** field.
 - Before starting UNDO, write an **Abort log record**.
 - For recovering from crash during UNDO!

Abort, cont.

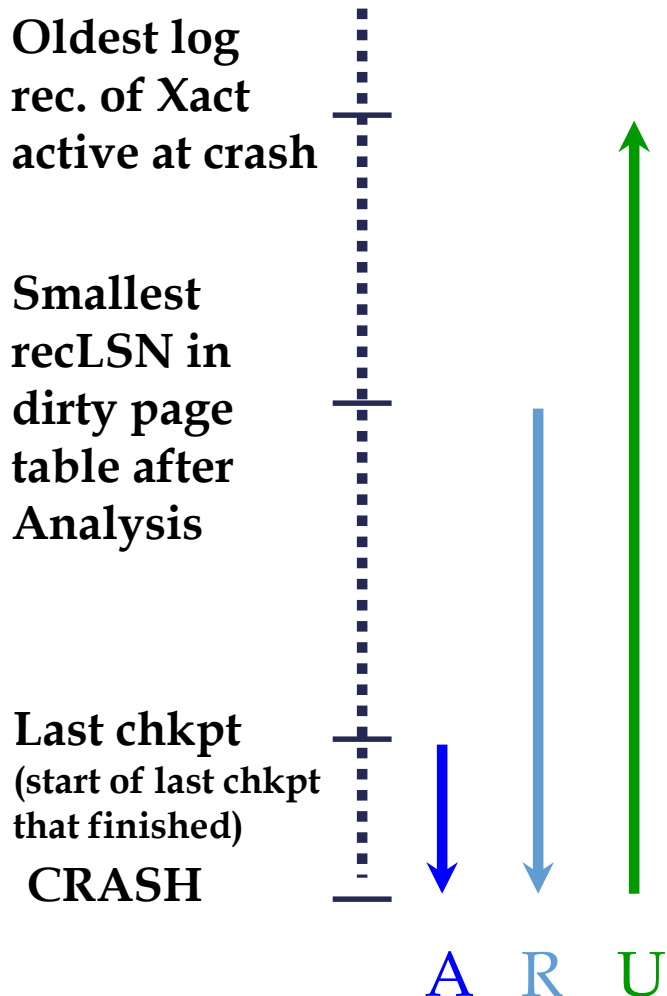


- To perform UNDO, must have a lock on data!
 - No problem!
- Before restoring old value of a page, write a CLR:
 - You continue logging while you UNDO!!
 - CLR has one extra field: **undonextLSN**
 - Points to the next LSN to undo (i.e. the prevLSN of the record we're currently undoing).
 - CLR's *never* Undone (but they might be Redone when repeating history: guarantees Atomicity!)
- At end of UNDO, write an "end" log record.

Transaction Commit

- Write **commit** record to log.
- All log records up to Xact's **lastLSN** are flushed.
 - Guarantees that **flushedLSN** \geq **lastLSN**.
 - Note that log flushes are sequential, synchronous writes to disk.
 - Many log records per log page.
- Commit() returns.
- Write **end** record to log.

Crash Recovery: Big Picture



- Start from a **checkpoint** (found via **master** record).
- Three phases. Need to:
 - Figure out which Xacts committed since checkpoint, which failed (**Analysis**).
 - **REDO** *all* actions.
 - (repeat history)
 - **UNDO** effects of failed Xacts.

Recovery: The Analysis Phase

- Reconstruct state at checkpoint.
 - via `end_checkpoint` record.
- Scan log forward from checkpoint.
 - `End` record: Remove Xact from Xact table.
 - `Other records`: Add Xact to Xact table, set `lastLSN=LSN`, change Xact status on `commit`.
 - `Update` record: If P not in Dirty Page Table,
 - Add P to D.P.T., set its `recLSN=LSN`.

Recovery: The REDO Phase

- We *repeat History* to reconstruct state at crash:
 - Reapply *all* updates (even of aborted Xacts!), redo CLR's.
- Scan forward from log rec containing smallest *recLSN* in D.P.T. For each CLR or update log rec *LSN*, REDO the action unless:
 - Affected page is not in the Dirty Page Table, or
 - Affected page is in D.P.T., but has *recLSN* > *LSN*, or
 - *pageLSN* (in DB) \geq *LSN*.
- To *REDO* an action:
 - Reapply logged action.
 - Set *pageLSN* to *LSN*. No additional logging!

Recovery: The UNDO Phase

ToUndo={ / | / a lastLSN of a “loser” Xact }

Repeat:

- Choose largest LSN among ToUndo.
- If this LSN is a CLR and `undonextLSN==NULL`
 - Write an End record for this Xact.
- If this LSN is a CLR, and `undonextLSN != NULL`
 - Add `undonextLSN` to ToUndo
- Else this LSN is an update. Undo the update, write a CLR, add `prevLSN` to ToUndo.

Until ToUndo is empty.

Example of Recovery



Xact Table

lastLSN
status

Dirty Page Table

recLSN

flushedLSN

ToUndo

LSN LOG

00 — begin_checkpoint

05 — end_checkpoint

10 — update: T1 writes P5

20 — update T2 writes P3

30 — T1 abort

40 — CLR: Undo T1 LSN 10

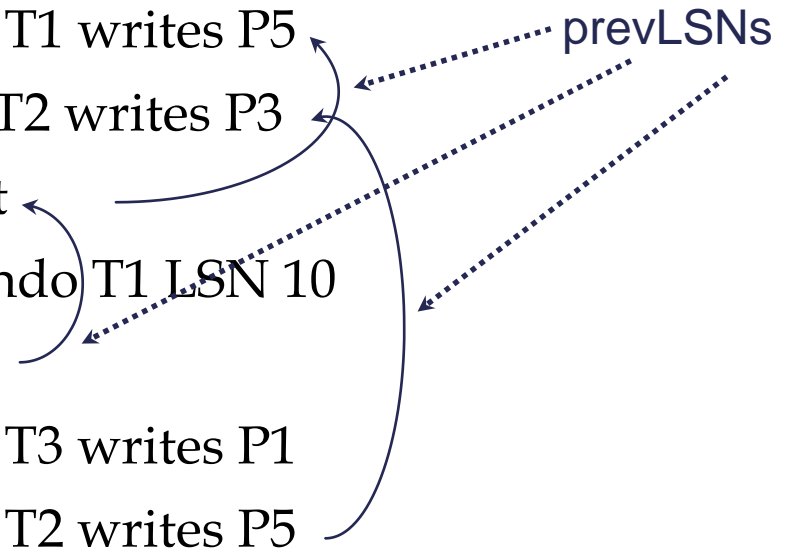
45 — T1 End

50 — update: T3 writes P1

60 — update: T2 writes P5

✗ CRASH, RESTART

prevLSNs



Example: Crash During Restart!



Xact Table

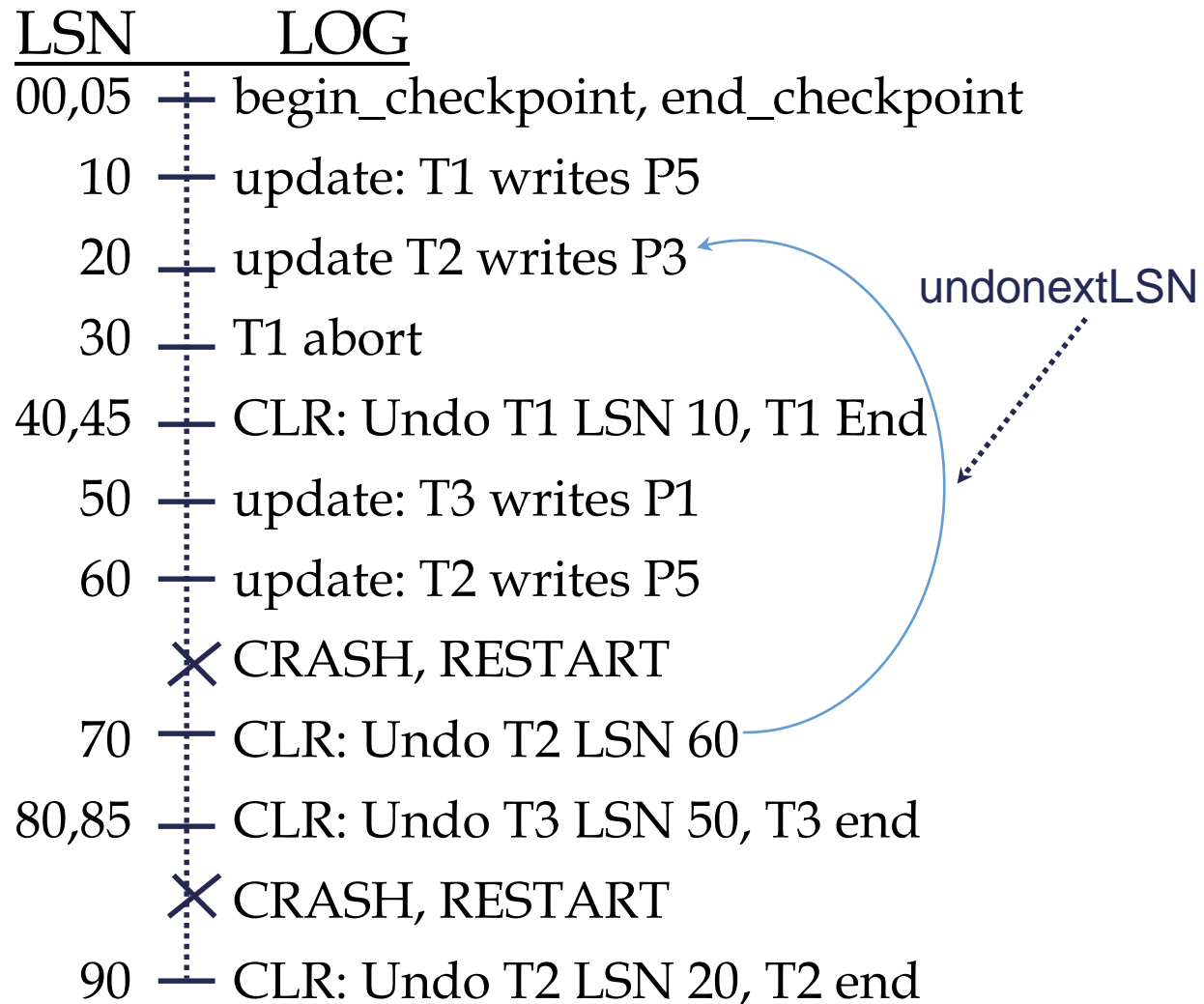
lastLSN
status

Dirty Page Table

recLSN

flushedLSN

ToUndo



Additional Crash Issues

- What happens if system crashes during Analysis?
During REDO?
- How do you limit the amount of work in REDO?
 - Flush asynchronously in the background.
 - Watch “hot spots”!
- How do you limit the amount of work in UNDO?
 - Avoid long-running Xacts.

Summary of Logging/Recovery

- **Recovery Manager** guarantees Atomicity & Durability.
- Use WAL to allow STEAL/NO-FORCE w/o sacrificing correctness.
- LSNs identify log records; linked into backwards chains per transaction (via prevLSN).
- pageLSN allows comparison of data page and log records.

Summary, Cont.

- **Checkpointing:** A quick way to limit the amount of log to scan on recovery.
- Recovery works in 3 phases:
 - **Analysis:** Forward from checkpoint.
 - **Redo:** Forward from oldest recLSN.
 - **Undo:** Backward from end to first LSN of oldest Xact alive at crash.
- Upon Undo, write CLR's.
- Redo “repeats history”: Simplifies the logic!